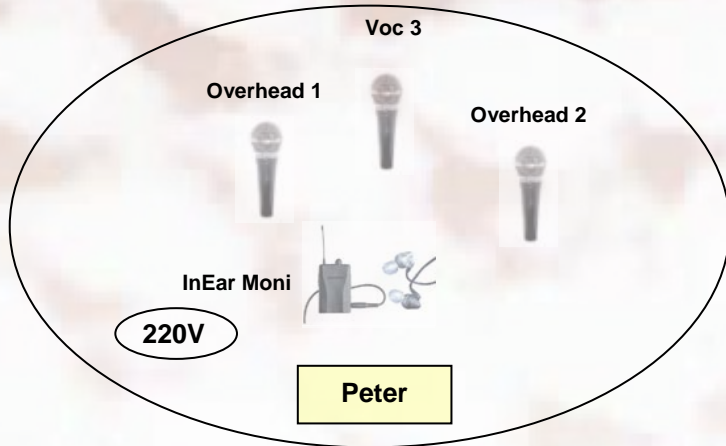


Stageplan: Jeans and More



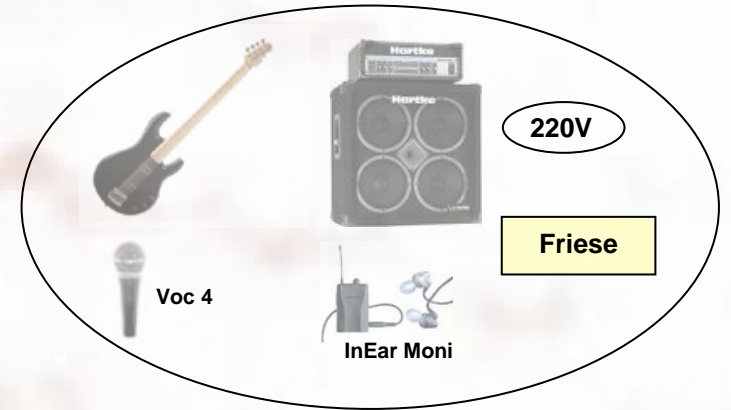
Stage plan for Peter: Includes Voc 3, Overhead 1, Overhead 2, InEar Moni, and 220V power.

Peter



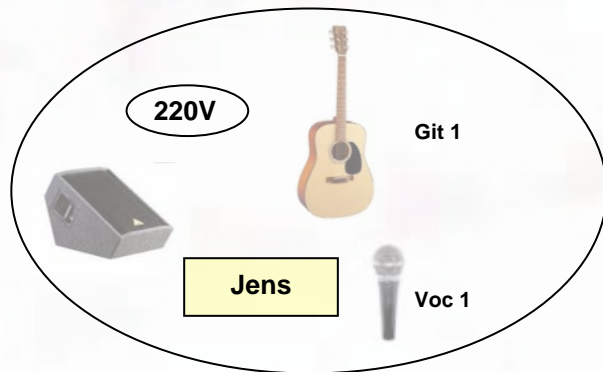
Stage plan for Tobias: Includes a Yamaha drum set and 220V power.

Tobias



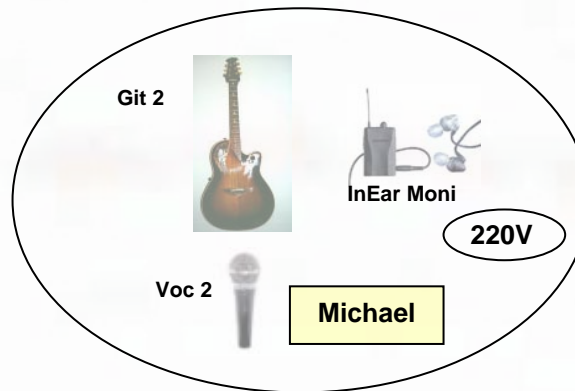
Stage plan for Friese: Includes a guitar, a vocal microphone (Voc 4), InEar Moni, and 220V power.

Friese



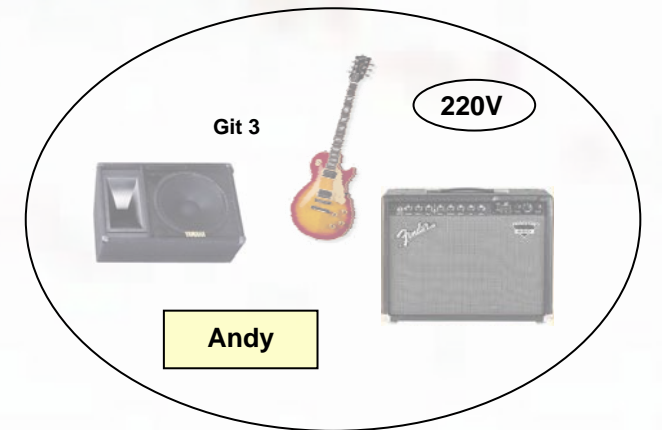
Stage plan for Jens: Includes a guitar (Git 1), a vocal microphone (Voc 1), and 220V power.

Jens



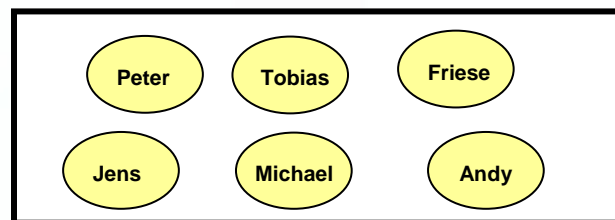
Stage plan for Michael: Includes a guitar (Git 2), InEar Moni, a vocal microphone (Voc 2), and 220V power.

Michael



Stage plan for Andy: Includes a guitar (Git 3), an amplifier, and 220V power.

Andy



Legend for stage plan: Peter, Tobias, Friese, Jens, Michael, Andy.

Patchliste:

Instr.	Name	Kanal	wird mitgebracht	wird benötigt
Voc 1	Jens	1	Audix OM 7	
Voc 2	Michael	2	Audix OM 7	
Voc 3	Peter	3	Shure SM 58	
Voc 4	Friese	4	Shure SM 58	
Git 1	Martin & Co	5	DI Box	
Git 2	Ovation links	6	DI Box	
Git 2	Ovation rechts	7	DI Box	
Git 3	Git-Amp	8	Micro	
e-bass	DI Box	9		
Overhead 1	Overhead 1	10	DI Box	X (Kondenser)
Overhead 2	Overhead 2	11		X (Kondenser)
Tom 1	Tom 1	12		X
Tom 2	Tom 2	13		X
Tom 3	Tom 3	14		X
Snare	Snare	15		X
Basedrum	Basedrum	16		X
HiHat	HiHat	17		X (Kondenser)
Overhead 1	Overhead 1	18		X
Overhead 2	Overhead 2	19		X

Es werden (wenn möglich) 6 Monitorwege benötigt:

- Monitorweg 1: Jens
- Monitorweg 2: Michael (InEar - vorhanden)
- Monitorweg 3: Peter (InEar - vorhanden)
- Monitorweg 4: Friese (InEar - vorhanden)
- Monitorweg 5: Andy
- Monitorweg 6: Tobias